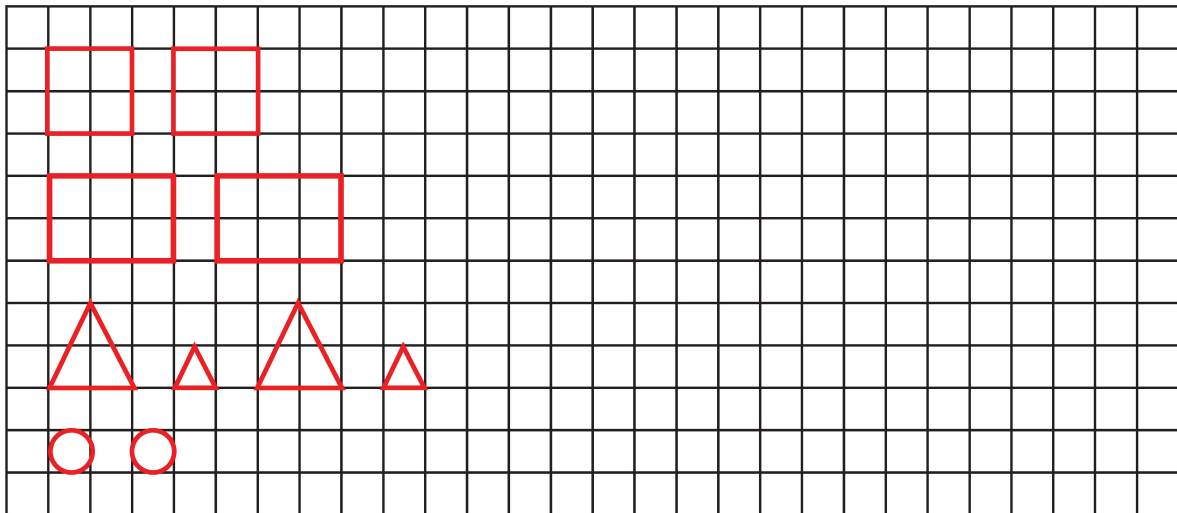


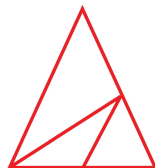
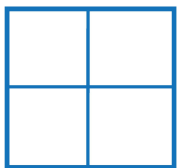
Pătrat, dreptunghi, triunghi, cerc: reprezentare grafică



1 Continuă, după model:



2 Numără figurile geometrice, apoi completează casetele.







pătrate

triunghiuri

dreptunghiuri

3 Alege desenul format din 6 triunghiuri, 2 pătrate și 1 cerc.



4 Continuă șirul:

